

| N A T I V E |

ABK

EMOZIONI IN SUPERFICIE

| N A T I V E |

FOREST P 6

ASH P 12

FOG P 18


ELEGANTE E RICERCATA,
NATIVE ABK È ISPIRATA AL
FASCINO PRIMITIVO DEI
PORFIDI ESTRATTI FRA LE
MONTAGNE TARENTINE.
UNA PIETRA AD EFFETTO
AGGLOMERATO DAL
PARTICOLARE CROMATISMO,
CHE SI DISTINGUE PER LA
TEXTURE OMOGENEA E
GARBATA.

ELEGANT AND SOPHISTICATED,
NATIVE FROM ABK IS INSPIRED
BY THE PRIMORDIAL APPEAL OF
PORPHYRY QUARRIED FROM
THE MOUNTAINS OF ITALY'S
TARENTINO REGION. IT IS AN
AGGLOMERATE-EFFECT STONE
WITH AN UNUSUAL COLOUR
THAT STANDS OUT FOR ITS
SUBTLE, HOMOGENEOUS
TEXTURE.

F O R E S T



floor
NATIVE
FOREST 80x80



STOCK: Native Forest 80x80 matt / 120x120 Lapp




wall
WIDE&STYLE
RAIN FOREST 160x320

PLAY
OXIDE JADE 20x20

floor
NATIVE
FOREST 80x80

volumes
LAB325
BASE PEPPER

STOCK: Native Forest 80x80 matt / 120x120 Lapp



wall
WIDE&STYLE
RAIN FOREST 160x320

play
OXIDE JADE 20x20

floor
NATIVE
FOREST 80x80

volumes
LAB325
BASE PEPPER



A S H



wall
NATIVE
ASH 120x120

floor
NATIVE
ASH 120x120

outdoor floor
NATIVE
ASH 90x90 20 mm

STOCK: Native Ash 80x80 matt / 120x120 Lapp



wall
NATIVE
ASH 120x120

floor
NATIVE
ASH 120x120

outdoor floor
NATIVE
ASH 90x90 20 mm

kitchen volume
INTERNO 9
RUST
LAB325
FORM ASH

kitchen top
INTERNO9
RUST 160x320 12 mm



wall
NATIVE
ASH 120x120

floor
NATIVE
ASH 120x120

outdoor floor
NATIVE
ASH 90x90 20 mm

kitchen volume
INTERNO 9
RUST
LAB325
FORM ASH

kitchen top
INTERNO9
RUST 160x320 12 mm

F O G



floor
NATIVE
FOG 60x120

TABLE
SENSI UP
INVISIBLE PEARL LUX+ 160x320 12 mm

stairs
LAB325
BASE PEPPER

STOCK: Native Fog 80x80 matt / 120x120 Lapp



STOCK: Native Fog 80x80 matt / 120x120 Lapp



| 20

STOCK: Native Fog 80x80 matt / 120x120 Lapp



| 21

wall
NATIVE
FOG 30x120
FOG MARK 30x120

floor
NATIVE
FOG 60x120

washbasin and vanity top
INTERNO 9
RUST

shower wall and tray
CROSSROAD
CHALK SMOKE 120x240

STOCK: Native Fog 80x80 matt / 120x120 Lapp



wall
LAB325
BASE ASH 120x270

floor
NATIVE
FOG 120x120

table
LAB325
BASE ASH 160x320 12mm

STOCK: Native Fog 80x80 matt / 120x120 Lapp



FOG

120x120 lapp.	0004043	F 119,90
80x80 rett.	0003922	F 68,90

▼
7 mm
▲


▼
9 mm
▲



FOREST

120x120 lapp.	0004041	F 119,90
80x80 rett.	0003920	F 68,90

▼
9 mm
▲



ASH

120x120 lapp.	0004042	F 119,90
80x80 rett.	0003921	F 68,90

9 mm



IMBALLI/PACKAGING

F.to nominale (cm) Nominal size (cm)	F.to reale (mm) Work size (mm)	Spessore Thickness	Tipologia imballo Type of packing	Lastre/Imballo Slabs/Packing	Pz/Scatola Pcs/Box	Mq/Scatola Sqm/Box	Kg/Scatola Kg/Box	Scatole/ Imballo Box/Packing	Mq totali Sqm total	Kg/Imballo Kg/Packing	Kg totali Kg total
120x120 rett. 48"x48" rett.	1194x1194	9 mm	Cavalletto Rack pallet	48	2	2,88	56,16	24	69,19	70	1.417
			Pallet con sponde Pallet with sides	36	2	2,88	56,16	18	51,84	40	1.050
90x90 rett. 36"x36" rett.	898x898	20 mm	Pallet	20	1	0,81	37,50	20	16,20	-	765

L'unità minima di vendita per tutti gli articoli (fondi, decori e pezzi speciali) è la scatola completa. / The minimum sales quantity for all items (plain tiles, decorations and special trims) is one full box. I dati relativi agli imballi sono aggiornati al momento della stampa del catalogo e pertanto possono subire variazioni nel corso del tempo. / Data referring to packaging have been update at time of printing; the actual data may be slightly different. Pezzi speciali e decori per effetto delle lavorazioni, possono presentare variazioni di tonalità. / Due to working process special trims and decors, may show variation in tonality.

CARATTERISTICHE TECNICHE / TECHNICAL FEATURES

CLASSIFICAZIONE SECONDO NORME UNI EN 14411 (ISO 13006) ALLEGATO G-Gruppo Bla
CLASSIFICATION IN ACCORDANCE WITH UNI EN 14411 (ISO 13006) ANNEX G-Group Bla

LASTRE IN GRES PORCELLANATO A MASSA COLORATA FULL BODY COLORED PORCELAIN SLABS	NORMA NORM	VALORE PRESCRITTO DALLE NORME VALUE PRESCRIBED FROM THE NORMS	VALORE ABK ABK VALUE NATIVE	VALORE ABK ABK VALUE NATIVE OUTDOOR
RESISTENZA AL GELO FROST RESISTANCE	UNI EN ISO 10545/12	RICHIESTA REQUIRED	INGELIVO FROST PROOF	INGELIVO FROST PROOF
RESISTENZA ALLO SCIVOLAMENTO SLIP RESISTANCE	B.C.R.A. C.A.	μ 0,19 SCIVOLOSITÀ PERICOLOSA - DANGEROUSLY SLIPPERY $0,20 < \mu < 0,39$ SCIVOLOSITÀ ECCESSIVA - EXCESSIVELY SLIPPERY $0,40 < \mu < 0,74$ ATTRITO SODDISFACENTE - SATISFACTORY GRIP μ 0,75 ATTRITO ECCELLENTE - EXCELLENT GRIP	> 0,40	> 0,40
	B.C.R.A. G.B.		> 0,40	> 0,40
	ASTM C 1028 (S.C.O.F.)	SLIP RESISTANT (> 0,60)	> 0,60 DRY > 0,60 WET	> 0,60 DRY > 0,60 WET
	DIN 51130	IN FUNZIONE DELL'AMBIENTE O DELLA ZONA DI LAVORO BASING ON THE ENVIRONMENT OR THE WORKING AREA	R10	R11
	DIN 51097	-	A+B	A+B+C
	ANSI A 137-1:2012	≥ 0,42	> 0,42	> 0,42

VARIAZIONE CROMATICA SHADE VARIATION	V2	aspetto uniforme uniform appearance V1	lieve variazione slight variation V2	moderata variazione moderate variation V3	forte variazione substantial variation V4
---	----	--	--	---	---



La riproduzione dei colori è approssimativa.
Colour reproduction approximate.



Marketing ABK Group
Direfarecreate.it
18.9